



AMAZONE

UF 2002



UF 2002 mounted sprayer



The compact UF 2002 mounted sprayer, with its tank volume of 2,000 l, is characterised by its particularly operator-friendly and comfortable design. With the Super-S2 boom in working widths of 15 to 30 m, the UF is a highly-efficient machine. In combination with the FT front tank, the tank volume of the UF 2002 sprayer can be readily increased by another 1,000 l.



UF 2002

highly-efficient – comfortable

	Page
Top features	4
The technology Spray agent tank	6
The technology Induction bowl	8
The technology Frame Parking device Quick coupling system	10
The technology SmartCenter	12
Control ISOBUS terminals	14
Control AMATRON 3	16
Control GPS-Switch, GPS-Track and GPS-Maps	18
Control CCI 100 AMAPAD	20
Booms	22
DUS and boundary nozzle switching	28
AmaSwitch DUS pro high pressure recirculation	30
Nozzles	32
Equipment	34
Front tank	36
AMAZONE Service	42
Technical data	43

Spray agent tank with
2,000 litres

Super-S2

sprayer boom in lightweight design



Boom widths from

15 to 30 m

AmaSwitch
 individual nozzle switching

central, easy actuation via the

SmartCenter

With FT front tank

up to **3,000 litres**

Top features:

- ⊕ Lift capacity optimised design with favourable centre of gravity mounting
- ⊕ The clever quick coupling system and the comfortable parking device ensure a very quick hitch up
- ⊕ Operator station covered for protection from dirt and water splash
- ⊕ SmartCenter – Easy actuation and maximum comfort
- ⊕ Automatic cleaning programme: from quick and effective to intensive and perfect
- ⊕ Superb boom suspension for a smooth boom ride
- ⊕ AmaSwitch individual nozzle switching – possible as optional equipment for 50 cm part-width section control
- ⊕ With the FT front tank, capacity is increased to 3,000 litres resulting in a small self-propelled – for even greater efficiency

DUS

pressure recirculation system



MORE INFORMATION
www.amazone.net/uf-2002

Efficient – Manoeuvrable – Safe



UF 2002 mounted sprayer



High-capacity 2,000 l tank



350 l fresh water rinse tank

High-capacity spray agent tank

The UF 2002 features a tank with a nominal volume of 2,000 l. The specially shaped, polyethylene tank is integrated into the main frame to give a favourable centre of gravity. The advantages of this PE tank are the absolutely smooth tank inner and outer walls, the rounded internal design and the low positioned sump on the tank bottom. This allows for quick, effective tank cleaning as well as minimal residual volumes.

The filling of the tank is carried out, both on the suction side and also when pressure filling from a water source, near to the tank bottom. This reliably eliminates any tendency to form foam during the filling procedure. For an intensive agitation capacity and to prevent any deposits settling in the tank, the agitator is positioned down on the tank bottom. The internal cleaning nozzle, the tank breather and the easily opened, domed lid are positioned right up in the tank. In addition to the spray agent tank, the UF 2002 features a 350 l fresh water tank.

Well thought through – in every detail

The 20 l hand wash tank is positioned above the induction bowl and it is completely integrated into the machine design. Its water jet flows directly into the induction bowl. Here the washing water is collected and then inducted into the bowl. In addition, a easily-accessible soap dispenser is positioned underneath the hand wash tank.



Exact mixing



The benefits:

- ✔ Exceptionally quick, trouble-free filling
- ✔ Suction capacity of 150 l/min
- ✔ Fresh water supply during both suction and pressure filling
- ✔ Safe induction even of powder and granular spray agents, thanks to the additional mixing nozzle
- ✔ Practical folding measuring jug holder in the induction bowl lid

Safe and quick



SmartCenter operator station

Induction bowl

The new 60 l induction bowl is located directly underneath the control valves. The phenomenal suction capacity of 150 l/min guarantees the quick, absolutely trouble-free filling and a complete emptying. For inducing powders or granular spray agents, an additional mixing nozzle is positioned underneath the suction aperture which safely prevents any blockage of the suction aperture. This mixing nozzle can be steplessly adjusted for intensity and can be operated parallel to the new, also steplessly-metered high capacity rinse ring.

When either suction or pressure filling, the induction bowl can be also supplied with fresh water via a steplessly-adjustable 3-way valve!

The canister cleaning nozzle is activated simply by pushing down the canister or measuring jug. In the upper zone of the canister cleaning nozzle there is an additional, smaller contact area which is positioned where the nozzle can be activated, specifically for a more effective cleaning of the canister neck.

Details, such as the measuring jug holder, or the drain off possibility for the canisters located on the inner side of the dustproof and liquid tight lid, provide the operator with an exceptionally convenient operation. When the induction bowl is closed a complete internal cleaning can be carried out with the aid of the canister cleaning nozzle. The spray lance, included in the standard execution, is positioned to the right hand side of the induction bowl.



✔ Induction bowl with drain off facility for empty canisters



✔ A holder for gloves and a measuring jug are provided in the inner panel of the operator station cover

Hitch up, fill up, and off we go!

For any tractor the optimum mounting position!





✔ Optional quick coupling system


Favourable centre of gravity – perfect frame design

Due to the large tank volume of the UF 2002, it is of importance to link the machine to the tractor with as favourable a centre of gravity as possible. To ensure this, the UF 02 is equipped with two different link arm positions for different tractors. Guide plates in front of the frame help to link the lower link arms to the torsion-safe, lower link pins which are ready fitted with Cat. 3 balls. The coupling geometry is designed for both Cat. 2 and Cat. 3 link arms. The pin size for the top link is also Cat. 3.

Comfortable hitching up – the quick coupling system

Even with its favourable centre of gravity, to make mounting the machine to the tractor as easy as possible the front face of the tank is completely free from any hoses and brackets permitting a trouble-free coupling. For an even more relaxed coupling and uncoupling of the UF 2002 from the tractor, it can be equipped with the optional quick coupling system. In conjunction with the TeleSpace PTO shaft, the machine can be hitched on and off with greater comfort.

✔ Favourable centre of gravity mounting



✔ Easy swivelling in and out of the parking device

Comfortable demounting – the parking system

The new parking system is completely integrated in the frame. As an option, the patented system can be equipped with caster wheels that remain on the machine even during operation. Thanks to their simple and robust design, the parking skids or rollers just swivel down from the transport to the operating position. Any troublesome removal of parking rollers or skids is avoided.



Comfortable in every detail!

SmartCenter with Comfort-Pack



The benefits:

- ✔ Central layout of all relevant operating components; and all perfectly accessible
- ✔ Operator station is sealed against dirt and splash water ingress
- ✔ 30 l dirt and waterproof clothing locker
- ✔ Integrated 20 l hand wash tank

Operation made easy!



Central actuation – all via the SmartCenter

The new SmartCenter operator station is equipped with a large hinged door that protects all the relevant operating controls and the induction bowl from dirt and water splashes. In the inner panel of the swing door, a holder for gloves and a measuring jug is provided. As the swing door opens backwards towards the boom, it protects the operator from chemical contact on his clothing from the booms plus, at the same time, creates plenty of free space between it and the tractor. As standard, the UF 2002 features a 30 litre dust and splash water protected clothing locker for personal protective equipment.

Valve chest with 7-way pressure tap

The UF 2002 is equipped with a 7-way pressure tap. During a change of function on the pressure side, all the valves are closed by swivelling out the pressure tap. Now the deactivated pressure tap can be turned to a new position without having to open the liquid circuits. Only when the desired function has been selected and the tap put into the appropriate position does the relevant valve for the corresponding circuit open when the lever for the pressure valve is swivelled in.




✓ Easy actuation via the 7-way pressure tap

Comfort-Pack

Comfort-Pack on the new UF 2002, with the TwinTerminal 3.0 down at the operator station, makes the handling of the machine especially comfortable. This also includes, as standard, automatic fill stop for the suction fill procedure and, as an option, this is also available for when pressure filling.

In addition, the automatic agitation regulation offers auto-dynamic agitator control. This means: if a larger application rate is required at the boom, the agitation capacity automatically reduces. When the nozzles are then shut off again, for instance on the headland, the complete pump capacity is available for agitation. After the spraying operation is finished, Comfort-Pack provides fully automatic cleaning which can be controlled completely remotely from the tractor cab. Additional functions such as boom rinsing, the cleaning the spray liquid circuit from heavy deposits or a defined dilution of a subsequent tank mix in the field are also included within Comfort-Pack.



✓ 30 l dust and waterproof clothing locker



ISOBUS terminals

ISOBUS is the name for a communication standard, valid world-wide, between operator terminals, tractors and implements on the one hand and agricultural office software on the other hand. That means with one terminal you can control all ISOBUS compatible implements.

The **AMAZONE** sprayer can be operated with different ISOBUS terminals:



AMAZONE AMATRON 3
5.6" size screen



AMAZONE CCI 100
8.4" size touch screen



AMAZONE AMAPAD
12.1" size touch screen

Other ISOBUS terminals



e. g. Fendt Vario terminal



e. g. John Deere GreenStar



e.g. Müller COMFORT terminal

Important advice

Please note that for a workable system with other ISOBUS terminals, additional Section Control software is required. Often this is not included in the standard version of third-party ISOBUS terminals.

MEMBER OF



✔ AmaPilot multi-function joystick

Actuating the boom and control chest functions is particularly comfortable via the AmaPilot multi-function joystick. All the functions in the operation menu can also be actuated via the AmaPilot multi-function joystick or other ISOBUS joysticks (AUX-N).

The benefits thanks to ISOBUS:


- ⊕ AMAZONE ISOBUS sprayers are UT 2.0 certified and as such can be operated via any ISOBUS terminal with UT 2.0.
- ⊕ All AMAZONE ISOBUS terminals and job computers support the AUX standard enabling the keys to be assigned on any AUX-N compatible multi-function joystick.
- ⊕ AMAZONE ISOBUS sprayers can be actuated by any ISOBUS compatible Section Control licence.

Special characteristics of AMAZONE ISOBUS sprayers:

- ✔ Up to three user profiles and individual interfaces for different drivers can be created.
- ✔ The operation menu can be optimally matched to the differing numbers of keys on other ISOBUS terminals.
- ✔ Any machine function can be freely positioned in the menu set-up.
- ✔ Complete documentation via TaskController (ISO-XML). As an alternative to documentation via TaskController, the simple recording of field data (worked area, required time and applied rate) is possible. The recorded data can then be captured as a screen shot and then exported via a USB stick.



- ✔ Clear definition between field and settings menus



AMAZONE machine control – ISOBUS software

In conjunction with the AMAZONE sprayer, AMAZONE offers in-house developed ISOBUS software. Thanks to this internal expertise, an even quicker and independent response to future market demands is possible. The AMAZONE software offers many benefits for the user.

With its ability to set up driver-specific, multi-function displays and with its freely programmable soft keys, it is possible to programme the user interface to suit individual operator's demands. In addition, there is a clear definition between the field menu and the settings menu as well as ensuring that the touch-optimised operator interface facilitates easy actuation. In general, the terminal's machine operation is getting clearer, more flexible and thus more comfortable.

AMATRON 3 operator terminal



AMATRON 3 operator terminal

AMATRON 3 is fully downwards compatible to AMATRON+, upwards compatible to comply with the ISOBUS standard and thus results in a bridge between the non-ISOBUS and ISOBUS worlds.

AMATRON 3 enables the user to safely and comfortably operate both AMAZONE implements with AMATRON+ (AMABUS) and implements that meet the ISOBUS standard. Needless to say, even if these are not from AMAZONE.

The terminal for all crop protection functions

Accurate metering and simple operation

The AMATRON 3 operator terminal allows the fully automatic regulation of the pre-set application rate (l/ha). Rate changes are possible in pre-selected % steps.

Thanks to its clear, simple and logical handling and the back-lit keys, this modern terminal is especially operator-friendly. For monitoring the system, a high resolution, high contrast and anti-glare display is utilised. The very compact dimensions of the computer mean little space is required in the tractor cab.

By using two flow meters, the application rate is extremely precisely maintained, particularly at low spray rates.

The terminal features the following functions:

- ✔ ISOBUS machine operation
- ✔ AMABUS machine operation
- ✔ Tractor ECU function
(Interface for speed and PTO shaft)
- ✔ TaskController job management for documentation
- ✔ Import/Export of field data via a USB stick
- ✔ GPS-Switch automated part-width section control (optional)
- ✔ GPS-Track parallel guidance system (optional)
- ✔ Optional external light bar display for GPS-Track parallel guidance
- ✔ GPS-Maps application map module (optional)
- ✔ ASD interface via RS232 (nominal rate transfer), e.g. for N sensors



Standard functions:

- ✔ Overall and part-width section on/off
- ✔ Digital pressure indication
- ✔ Digital fill-level indicator
- ✔ Display of boom position and locking status

Special functions:

- ✔ Foam marker
- ✔ End or boundary nozzle on/off control
- ✔ Pre-select fold for the independent boom folding
- ✔ Profi-fold for independent boom folding or boom tip angling (only 1 tractor control valve required)
- ✔ DistanceControl – automatic boom guidance
- ✔ Comfort-Pack – remote controlled liquid flow circuit
- ✔ GPS-Switch, GPS-Track and GPS-Maps



✔ AMACLICK

Special crops and bed work often require the on/off switching of the individual part-width sections in the middle of the boom. AMACLICK is an additional ergonomic control unit that can be used either in conjunction with the multi-function joystick or also though as a standalone system alongside an ISOBUS terminal.

GPS-Switch, GPS-Track and GPS-Maps

Even more precision with GPS-Switch, GPS-Track and GPS-Maps

The GPS-based functions of GPS-Switch automatic headland and part-width section shut-off, GPS-Track parallel track guidance aid and GPS-Maps part area, site-specific variable application rate control can be specified as special optional equipment.



GPS-Switch for AMATRON 3

This GPS assisted operator terminal system automates the exact control of the machine on the headlands, around the field border and when spraying in wedges. The working width and the arrangement of the part-width sections are taken into account.

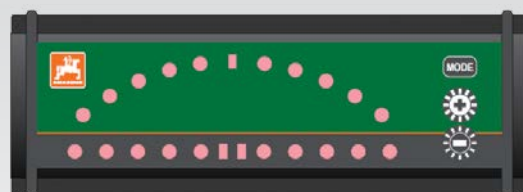
The automatic GPS-Switch part-width section control offers precision, comfort and safety: simply select the desired degree of overlap and leave the GPS-Switch in automatic mode. So, even in difficult circumstances, such as wider working widths, limited visibility at dawn or dusk, or in high crops, the job can be mastered. In addition: you save up to 5 % on crop protection agents, whilst at the same time safeguarding the environment and can fully focus on monitoring the sprayer.



GPS-Track for AMATRON 3

The GPS-Track parallel driving aid turns out to be an enormous advantage for easy orientation in fields without tramlines or on grassland. It features various track modes, such as A-B line and contour travel and an obstacle function. The bouts are numbered all the way across. The deviation from the true line is shown on the display. Unmistakable steering recommendations help keep you in the track. Also the distance to the next tramline is shown precisely, providing the ideal guide, for example, when locating the correct maize row.

- ✔ External light bar for GPS-Track parallel driving aid
 As a possibility, an external light bar display is available which can be easily used in conjunction with GPS-Track. The external light bar display can be freely positioned anywhere in the cab.





GPS-Maps for AMATRON 3

The additional module enables GPS-based processing of application maps in a Shape file format. Both in AMABUS, and also in ISOBUS mode.

The direct application rate can be used or the amount of spray agent. With AMATRON 3, the spray rates can still be adapted.

Task Controller is available as standard and enables the processing of application maps in ISO-MXL format, both in AMABUS and also in ISOBUS mode, even without GPS Maps.

Documentation with ASD

Starting from field records, the automatic plot related documentation (ASD) offers the possibility to exchange, via a blue tooth interface, application plans and actual spray programmes with the AMASPRAY+ and AMATRON 3 operator terminals. Documentation becomes more precise and simpler. Many hand-written steps are no longer required.

ASD now enables documentation in conjunction with many major field record database providers in Europe. The ASD interface is available as an open standard for all device and software providers. With ASD, AMAZONE offers a practical, value for money documentation system for all types of farming.



CCI 100 operator terminal

The benefits

The CCI ISOBUS terminal from AMAZONE is the result of the cooperation with several other manufacturers of agricultural machinery who are joint participants in the Competence Center ISOBUS e.V (CCI). With CCI, AMAZONE and its partners have laid the foundation to introduce ISOBUS into practice. The CCI is the basis to convert all AMAZONE machinery and implements successively to the ISOBUS standard.

- ✔ The bright 8.4" colour display with its high screen resolution and ambient light sensor matches the brightness automatically to the light conditions. This avoids the driver in twilight or at night being blinded by too bright a display.
- ✔ Easy input via the operator-friendly touchscreen display, or via the softkeys.
- ✔ Fatigue-free operation at night is assisted by the back-lighting of the keys which are also connected with the light sensor.
- ✔ The proven AMAZONE one-handed operation is still possible because the function of the "soft keys" can be simply mirrored.
- ✔ For intuitive menu guidance and the convenient input of values and text, the terminal is provided with a high-quality touch screen.



- ✔ For the direct, quick input and adjustment of the input values, a scroll wheel with actuating function is ergonomically integrated in the housing.

The terminal includes the following functions:

- ✔ ISOBUS machine operation
- ✔ Tractor ECU function (Interface for speed, PTO shaft and lower link position)
- ✔ CCI.Control job management for documentation
- ✔ CCI.Command (optional):
 - automatic part-width section shut-off CCI.Command.SC
 - parallel guidance aid CCI.Command.PT
- ✔ Application maps supported in ISO-XML format
- ✔ USB interface for data exchange
- ✔ Interface for the connection of a GSM modem
- ✔ ASD and LH5000 interface via RS232 (nominal rate transfer), e.g. for N sensors
- ✔ Camera function CCI.Cam



- ✔ External light bar for CCI.Command.PT parallel driving aid
 - As a possible addition, an external lightbar is available which can comfortably be coupled with CCI Command PT. The external lightbar can be positioned freely in the tractor cab. The only precondition for its utilisation is the activation of the Parallel Tracking module in CCI.Command.

AMAPAD operator terminal

An especially comfortable method of controlling agricultural machinery

With the AMAPAD operator terminal, AMAZONE offers an entirely new and high-class solution for GPS application such as automated GPS based part-width section control and Precision Farming applications.

AMAPAD features an especially ergonomic, 12.1" touch screen. With the unique "Mini-View" concept, applications that do not need to be actuated but which, however, need to be monitored, are clearly shown at the side. If needs be, these can be enlarged by "finger tip" widening. The possibility also exists to customise the display, a feature which rounds off the exceptional layout of this operator terminal.

The terminal includes the following functions:

- ✔ ISOBUS implement operation
- ✔ TaskController job management for documentation
- ✔ automated GPS-Switch pro part-width section control
- ✔ Integrated light bar for GPS-Track pro parallel steering aid
- ✔ as an option: upgradable to automatic steering
- ✔ GPS-Maps pro application map module
- ✔ RS232 interface via SCU adapter (for data exchange)
- ✔ Two USB interfaces for data exchange
- ✔ WLAN mode (via USB adapter)
- ✔ GPS output



In addition to GPS-Switch pro part-width section control, a high-quality professional manual light bar guidance system is also installed as standard. GPS-Track can also be upgraded to an automated steering system.

The characteristics of AMAPAD:

- ✔ screen made from toughened glass
- ✔ housing made from impact-proof plastic
- ✔ extra-narrow rim for maximum visibility
- ✔ flush finish, no penetration of dust / humidity



AMAZONE aircraft-style boom design





Simultaneously superbly strong and superbly light

Due to the special profile design AMAZONE sprayer booms are very light yet at the same time very robust. The nozzle bodies with integrated diaphragm non-return anti-drip valves fit up into the boom profiles reliably preventing any dripping at the nozzle. Self-adjusting bayonet fixings ensure a tool-less quick nozzle change. For any operational use and any application rate the right nozzles are available, for example, for the optimum wetting, anti-drift or for liquid fertiliser use.

Boom design to perfection

In hilly terrain and with large working widths, hydraulic tilt adjustment makes sense. The quick and precise tilting and return of the boom into the level position is possible via a tractor spool valve or via the electro-hydraulic functions in the ISOBUS terminal.

3-fold shock absorbed suspension for the most arduous operational conditions

- As standard all AMAZONE booms are equipped with
- ✔ springs and shock absorber pack for damping the vertical roll movements
 - ✔ rubber buffer damping elements with ball suspension to damp down the horizontal yaw movements
 - ✔ tension springs for the shock absorbed suspension of the entire boom

As standard also is hydraulic height adjustment and guide skids that results in the perfect boom guidance and thus, the accurate longitudinal and lateral distribution of the spray agent.

Both Q-plus and the Super-S series AMAZONE booms are JKI recognised and comply to the highest European demands on crop protection implements!



Compare for yourself!

AMAZONE booms – an idea gets its way

Compactness matters!

Due to the low centre of gravity and the light and robust design of the machine it is easy to carry and the tractor front axle weight reduction is much less than with many competitors.

Drive safely!


The visibility in road transport is exemplary. Anywhere the tractor can go, the sprayer with its narrow booms goes as well. No protruding parts, no boom damage, minimal transport width.

Everything shipshape!

The boom locates safely in the transport hooks. No rattling. No wear susceptible boom that rests on the tractor. Travelling fast is not a problem.

Clean working!

No spray agent from the booms drips on to the tractor or on the operator station and the booms also do not hit the tractor cab.



The most important quality features



✔ A pivot joint that lasts!



Maintenance-free and with a long service life

The decades of experience in boom design pay off: The conical hinge pin is the intelligent centre of a well thought-out boom philosophy! The boom pivots self-adjust against any play on the conical hinge pins and that ensures for the user an optimised boom function even after many years.

The standard use of stainless steel, the automotive-industry standard, cathodic dip painting process and the targeted use of plastics and aluminium are the perfect guarantee of a long service life.

Exclusively from AMAZONE: All hydraulic connectors are always made from stainless steel!

Super-S2 boom

15 – 16 – 18 – 20 – 21 – 24 – 27 – 28 – 30 metres

- ✔ The multiple-folded steel profiles of up to 140 mm wide make the Super-S2 boom simultaneously extremely robust and extremely light.


Superbly narrow transport width of only 2.40 m


The Super-S2 boom folds fully automatically in and out via hydraulic rams. In the transport position, the boom sits compactly behind the tank with a transport width of only 2.40 m and a transport height of 2.90 m with a standard tractor.

Thanks to the 3-fold, shock-absorbed suspension, the hydraulic height adjustment and the elastic guide skids, the Super-S2 boom is reliably maintained at the precise height above the crop.



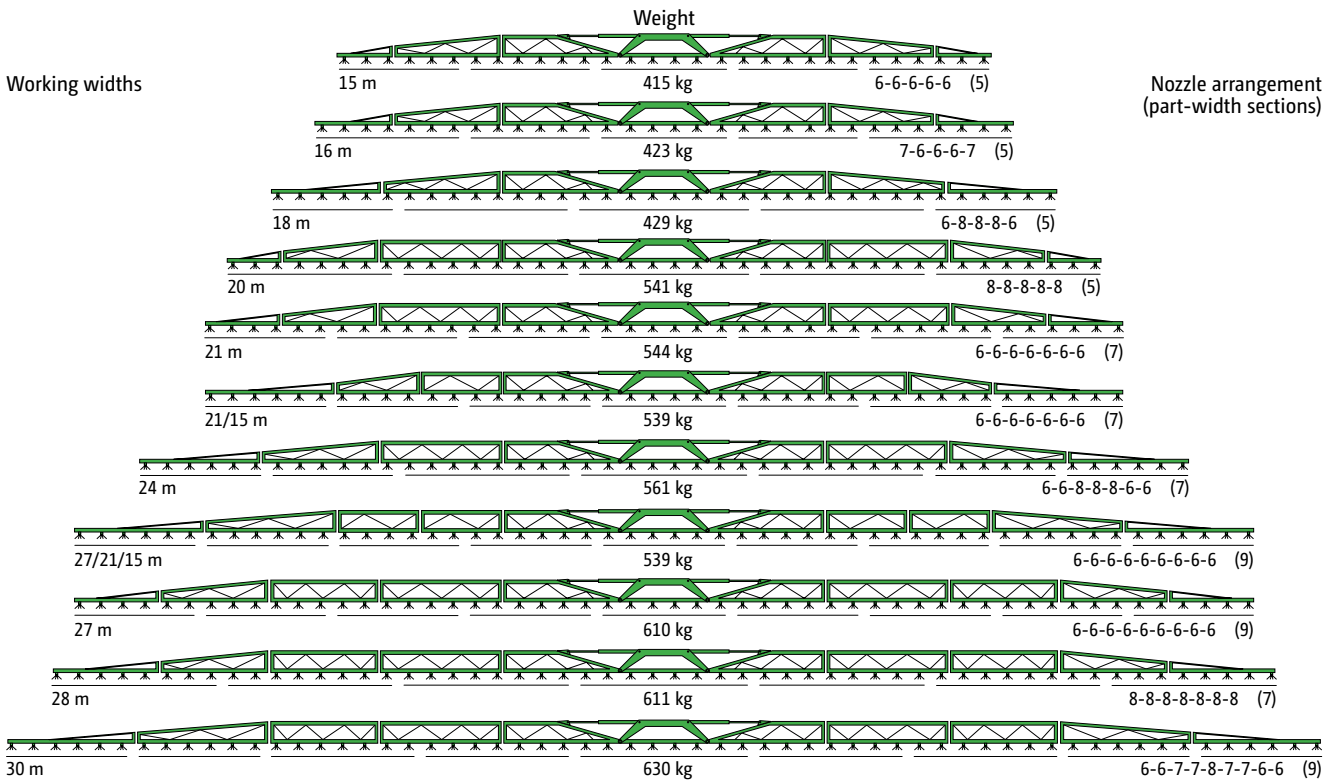
Super-S2 boom suspension






More than just the solid core:
Profiles made from high tensile steel

That what has been taken away from the boom's weight is returned in efficiency. The clever lightweight design makes use of the material where it makes sense. For instance, aluminium for weight reduction at the outer boom sections of the Super-S2 boom, but not however, in the middle of the boom. There, high tensile steel is necessary so that the boom is kept rigid and in line and so spray errors due to vibration are prevented.



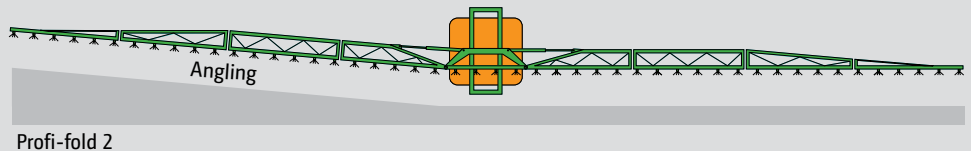
Pre-select folding

Independent, one-sided boom folding is possible with the ISOBUS terminals via the tractor spool valves.



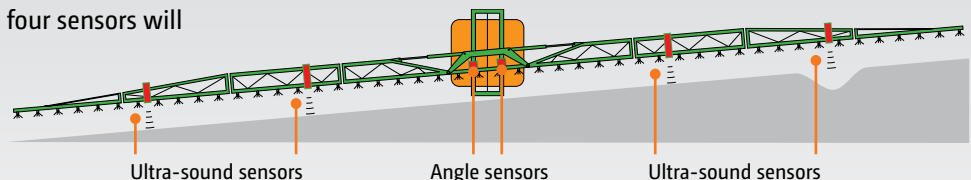
Profi-fold

Profi-fold is the electro-hydraulic actuation of the boom via an oil circuit from which the functions of height adjustment, folding out and in, independent fold, boom width reduction and tilt adjustment (Profi-fold 1) are easily actuated via the ISOBUS terminal or the multi-function joystick. Additional boom tip angling is possible via Profi-fold 2.



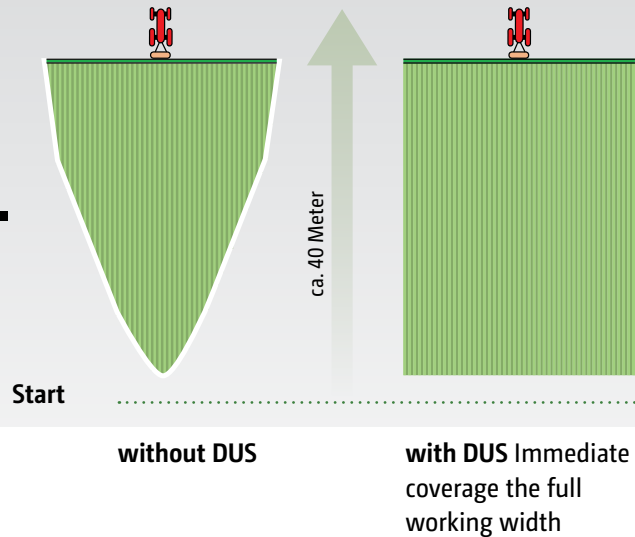
DistanceControl with 2 sensors or DistanceControl plus with 4 sensors

When the Super-S boom is used in conjunction with either Profi-fold I or II, the fully automatic boom guidance system DistanceControl with 2 height sensors, or DistanceControl plus with 4 sensors, is then possible. In heavily differing crop heights, or in areas with partially lodged corn, it could be that the boom, when equipped with 2 sensors, dips into the crop. In this case equipping the boom with four sensors will prevent this. The sensors are electrically connected in parallel and so it is always the sensor that is closest to the target surface that is actuated.



Ingeniously simple – simply ingenious

With DUS you determine the timing



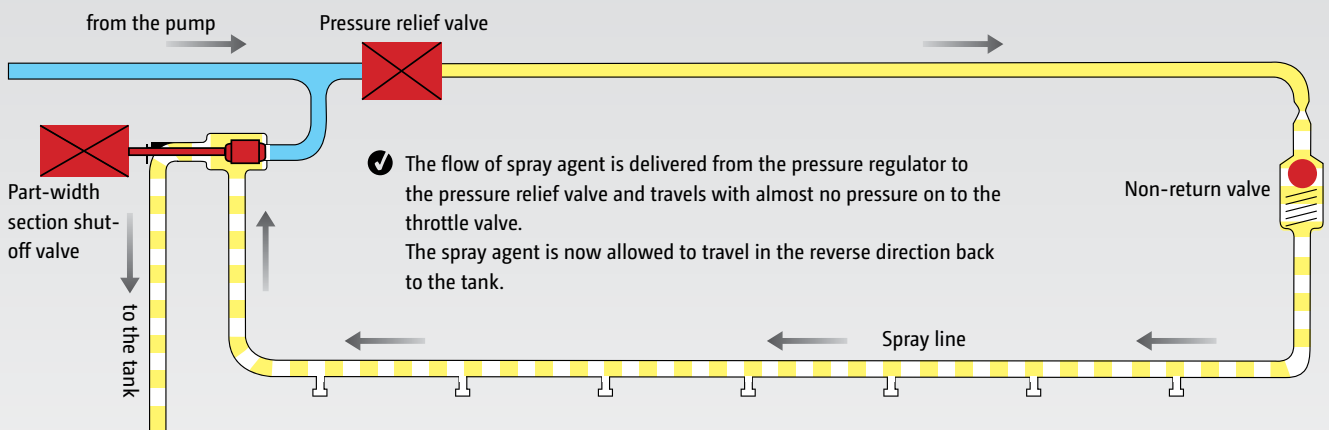
The DUS pressure recirculation system – proven more than 10,000 times

The AMAZONE DUS pressure recirculation system guarantees the safe circulation within the entire system. When starting the spraying operation all the hoses including the spray lines are filled under pressure in the reverse direction with the mixed spray agent. This means the spray lines are always full and immediately ready to use over the entire working width. There is no waiting on the headland.

Every time individual part-width sections are shut off, during the turning operation and during transport, the spray liquid circulates continually thanks to the pressure recirculation system. This reliably prevents deposits, blockages or segregation in the spray lines.

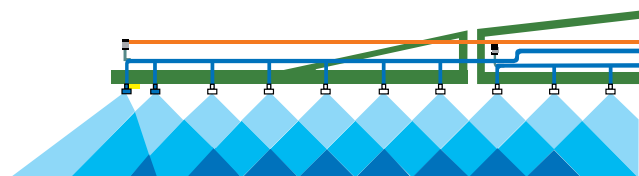
The concentration of the spray agent always remains constant right up to the nozzles, so the start of spraying is carried out without any problems after, for example, a change of ingredients.

During the cleaning operation, fresh water flushes the spray lines out right up to the nozzles without any spraying being necessary. During this cleaning procedure the concentrated spray liquid is returned back to tank via the pressure recirculation system leaving the spray lines clean.



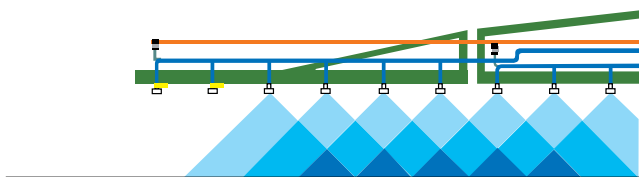
Electric boundary nozzle switching

For environmentally-friendly spray application at the field edge



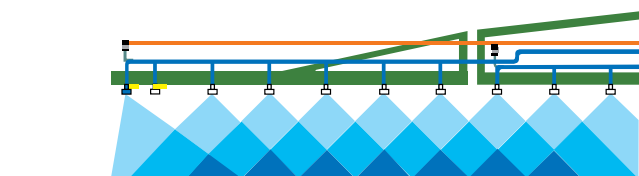
Additional nozzle switching

In order to extend the normal working width, an asymmetrical nozzle can also be switched on. This is particularly useful if the distances between tramlines are not precise enough.



End nozzle switching

If a one metre buffer zone around the edge of the field needs to remain unsprayed due to distance constraints, end nozzle switching can be used.



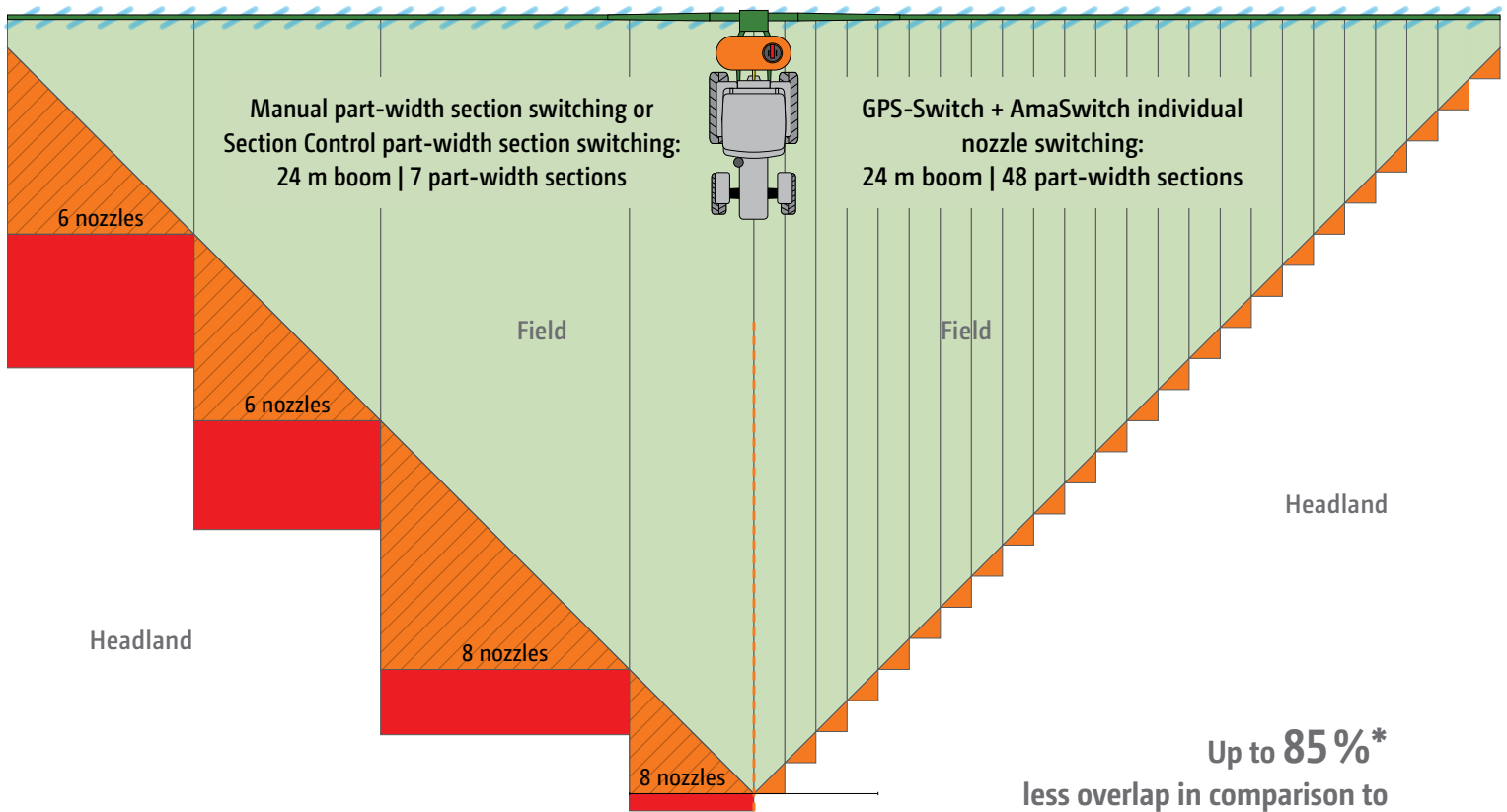
Boundary nozzle switching

For precision border spraying between two sensitive crops, the boundary nozzles can be used to make sure the spray pattern is accurately defined.






AmaSwitch individual nozzle switching

Example: 24 m boom width (6-6-8-8-8-6-6 = 48 nozzles)



Up to **85%***
less overlap in comparison to conventional Section Control part-width section switching, e.g. on the headland

-  Overlap zone with manual part-width section switching
-  Overlap zone with Section Control part-width section switching

-  Overlap zone with 50 cm GPS part-width sections

GPS-Switch
automatic headland and part-width section switching

5%*

Saving of crop protection agent

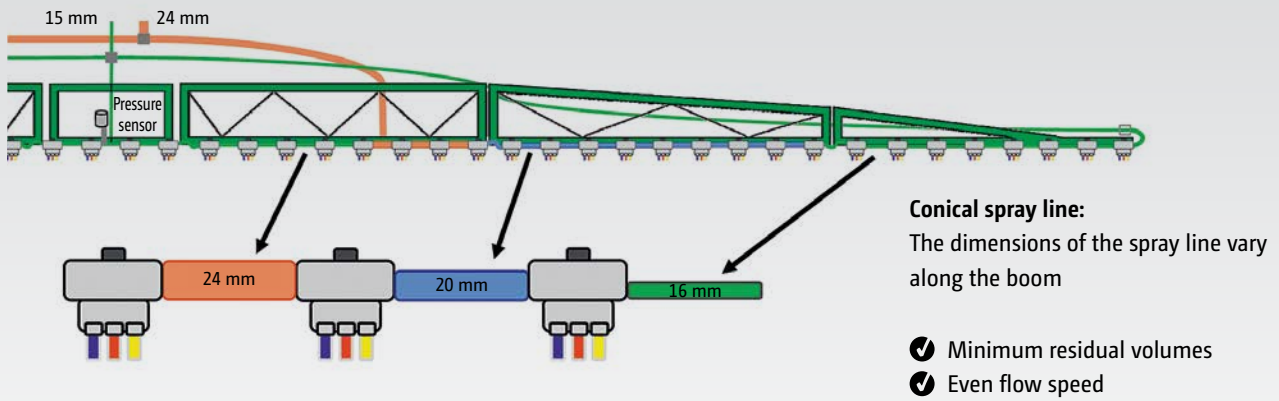


AmaSwitch
electric individual nozzle switching

5%*

Additional saving of crop protection agent

* Values depend on field shape, boom width and number of part-width sections



Exact switching in 50 cm part-width sections

If AmaSwitch is combined with GPS-Switch automatic headland and part-width Section Control, the individual nozzles are automatically switched in 50 cm part-width sections.

The decisive benefit of this individual nozzle switching is the possibility to operate with small part-width sections even more precisely in wedge shaped areas, short work and on the headland. The amount of overlap is significantly reduced on the headland, for instance, by up to 85 % less when compared with conventional Section Control part-width section switching. In this way, depending on field shape, boom width and number of part-width sections, the combination of GPS-Switch and AmaSwitch results in considerable savings of spray agent compared with the usual crop protection techniques used up to now.

The new technology is based on a 3-fold nozzle carrier with electric on/off nozzle switching. In addition to the automatic switching using 50 cm part-width sections, it is

- ✔ Electric individual nozzle switching with conical spray line

possible to configure the amount of part-width sections from choice.

AmaSwitch is a cost-effective alternative for users who do not want to make electric nozzle changeover a priority but, however, want to make use of the advantages of the very precise switching in wedge shaped fields and overlap zones thanks to the 50 cm part-width section control.

Standard equipment with AmaSwitch includes the DUS pro high pressure recirculation system. DUS pro prevents deposits in the spray lines and ensures an even spray agent concentration. Thanks to the pressure recirculation system all the nozzles are ready for operation over the entire boom width. In addition, when switching off individual part-width sections and when turning, the spray agent remains in constant circulation. In this way deposits, blockages and any potential demixing in the spray line is safely prevented. As a special option, AmaSwitch can also be supplied in combination with LED individual nozzle lighting.



AmaSwitch individual nozzle switching

The benefits	TG valve chest	AmaSwitch
Multiple boom sections	up to 13	up to 60
50 cm part-width sections	–	
Manual nozzle switching		
Low pressure recirculation (DUS)		–
High pressure recirculation (DUS pro)	–	
25 cm nozzle spacing		–
Individual programming of the part-width sections	–	
No need for compressed air		
LED individual nozzle lighting		

Nozzle switching – systems overview

■ = standard ■ = optional – = not possible

The right nozzle choice

The basis for success in crop protection



Less drift also at higher wind speeds

With the air-assisted injector nozzles, crop protection agents can be applied with very little drift. They are universally usable in all crops and all classifications. Because of the coarse droplet application, these nozzles can also be used in higher wind speeds.

AMAZONE offers the agricultural sector a wide range of nozzles from agrotop, Lechler and TeeJet.

Single and multi-nozzle bodies

The nozzle bodies with integrated diaphragm non-return anti-drip valves fit up into the boom profiles reliably preventing any dripping at the nozzle. Self-adjusting bayonet fixings ensure a tool-less quick nozzle change. The triple nozzle bodies are suited to frequent nozzle changes due to different applications and crops. Nozzle protection tubes, as standard on the outer sections, or, if desired, over the entire boom working width, ensures protection for long injector nozzles and multiple nozzle bodies.





Examples

- 1) Lechler IDN 120-025
- 2) TeeJet XRC 110-025
- 3) agrotop Airmix 110-04



✔ With the purchase of an AMAZONE crop protection sprayer, you receive, free of charge, a nozzle fitting tool that facilitates the easy exchange of nozzles.

Injector nozzles (ID, TTI) have a relatively coarse droplet spectrum and are particularly versatile with regard to their field of application. A pressure range of 2 to 8 bar is possible.

If coverage quality is at the foreground of the application, the use of standard or anti-drift fine droplet nozzles, such as XR or AD, is recommended. Special care is required here due to the tendency to drift above 3 bar.

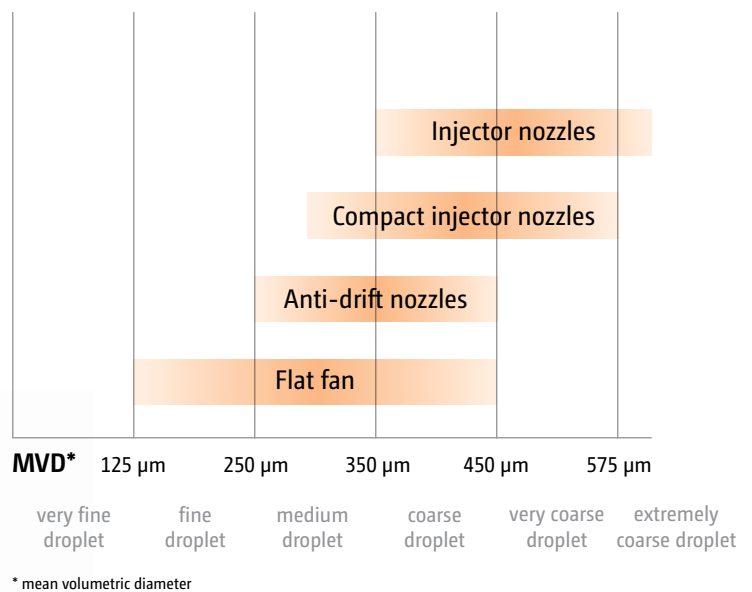
A good compromise is provided by the modern ID-K or Airmix compact injector nozzles. These have relatively little drift, but do not have too coarse a droplet spectrum and are operated at 2 to 4 bar.

When it comes to special coverage qualities the double flat fan nozzle is an interesting alternative: the AVI Twin from agrotop also produces droplets that are not too fine.

The split spray pattern ensures a more even deposit on the front and back of the plant and makes sense maybe, for example, in ear treatment.

For speeds greater than 10 km/h, the TD HiSpeed nozzle with its asymmetrical spraying angle is becoming a new industry trend.

Distribution of the droplet size



Equipment for every requirement



✔ LED individual nozzle lighting



LED boom lighting for Super-S booms

For flexible and efficient operation at twilight and in the dark, LED boom lighting is available.

Two far-reaching LED work lights, mounted in the middle of the boom, ensure excellent visibility of all the nozzles at a glance.

LED individual nozzle lighting

Professional work lighting is today the basis of a flexible, output-increasing solution to operating in twilight and at night. LED individual nozzle lighting picks out each individual spray fan. An absolutely immediate assessment of their operation down to the very last nozzle on the boom can be made.



Stainless steel weights on the drag hose

Operator-friendly liquid fertilising

In conjunction with the AMAZONE boom, a separate drag hose kit for risk-free late fertilising is available. The self-contained aluminium profiles can be attached with a few hand clamps. Drag hoses offer a risk-free late top dressing with liquid fertiliser and stainless steel weights help keep the position of the drag hoses within the crop. For the coarse droplets distribution of liquid fertiliser AMAZONE offers multi-hole nozzles (3, 5, or 7 hole).

- ❗ "The nozzles are easy to access and only Amazone provides any relevant drag hose equipment."
 (profi – Practical test "5 mounted sprayers in comparison" · 01/2013)

Under-leaf spraying


In connection with the Super-S boom, AMAZONE offers elegant solutions for successful under-leaf spraying when working in vegetables or maize. The Dropleg system from Lechler, for instance, is an easy and robust under-leaf spraying system that hangs freely between the rows and which fulfils professional demands.



The small self-propelled sprayer

UF with front tank



-  End users, for whom the volume of the UF 2002 is not big enough, can combine the new UF 2002 with the FT 1001 Front Tank, whereby the nominal volume is increased to a total of 3,000 l. With the aid of FlowControl+, the front tank is completely integrated into the spray liquid circuit of the UF 2002.

Via the FT front tank, the tank volume of the UF mounted sprayer can be very simply increased by 1,000 l. Thanks to the optional FlowControl System and the compact design, the UF front tank is the ideal solution for increasing the overall capacity of the UF.



Top features:

- ⊕ FlowControl intelligent fill level management – for optimum weight distribution
- ⊕ Improved driving stability on slopes due to the intelligent loading of the front axle
- ⊕ Very compact design thanks to front linkage – better manoeuvrability in the field and for a safer road transport

The special advantages offered of more manoeuvrable tractors with a mounted implement compared with trailed sprayers in smaller and more awkward shaped fields as well as the better behaviour on slopes are the major arguments for the front tank solution.

However, even in the 3,000 litre self-propelled class a comfortable tractor in combination with a high-class mounted sprayer and front tank is an interesting alternative.

Benefits over a self-propelled sprayer

- ✔ Huge advantage on price
- ✔ Up to 50 km/h permitted speed on the road
- ✔ 80 km/h permitted speed with Fastrac
- ✔ Tractor can also be used for other operations

Benefits over a mounted sprayer

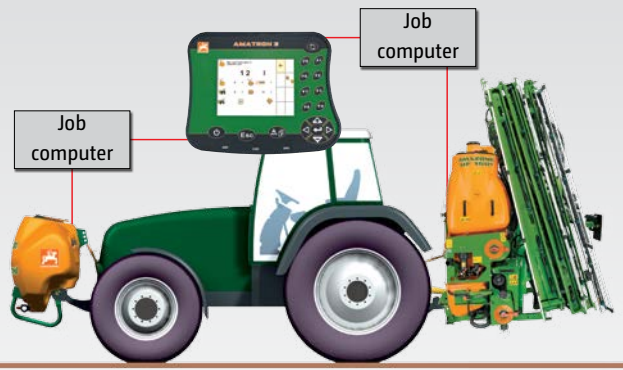
- ✔ Compact unit
- ✔ Less side crabbing on side slopes
- ✔ Optimum ballasting of the front axle results in a smooth travelling behaviour in sloping terrain
- ✔ Faster to back into corners on the headland
- ✔ Easy manoeuvre in smaller and in wedge shaped fields
- ✔ Compact transport on narrow country lanes and along roads
- ✔ The front tank simultaneously serves as front weight ensuring an optimum balance
- ✔ Reduction of soil compaction
- ✔ Price advantage



Automatic regulation via FlowControl⁺

Operates just like using one large tank





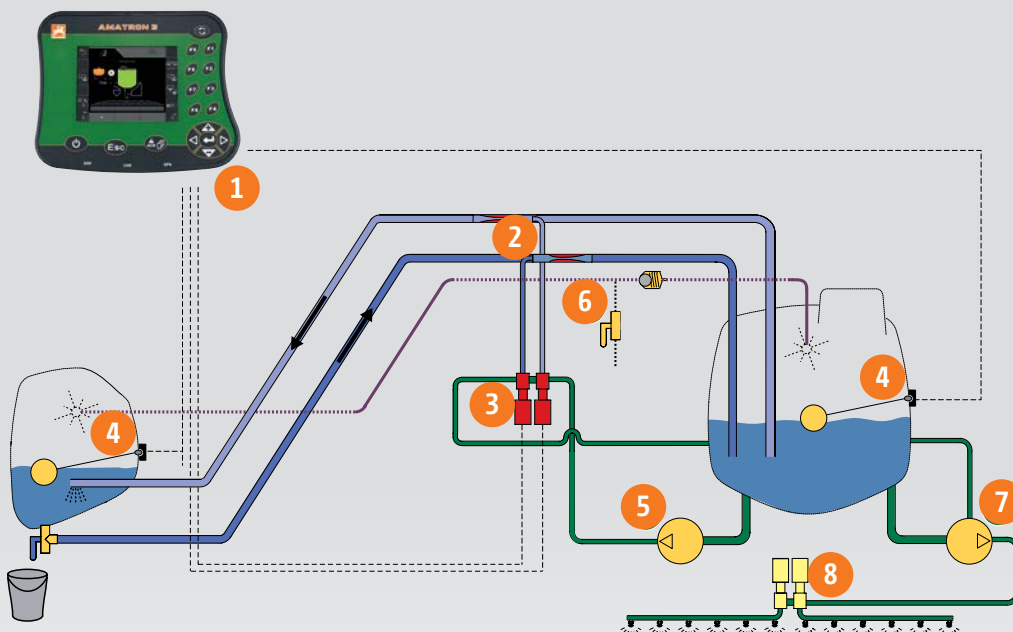
- ✔ The AMATRON 3 operator terminal controls the liquid circuit. Only when the fill level of the rear mounted sprayer reaches the 30 % mark is the spray agent pumped from the front tank to the rear.

Electronic fill level management system

The specific feature of the FT 1001 is the 100 % integration of the front tank into the mounted sprayer via the FlowControl⁺ electronic fill level management system in the ISOBUS terminal. The technological basis of FlowControl⁺ is the two electronic fill level indicators in the tanks and the two high capacity injectors. The transfer capacity in both directions is up to 200 l/min ensuring the liquid is always ideally homogenised.

The ISOBUS terminal automatically controls the liquid circuit, ensuring always, an optimised weight distribution. Premature relief of the weight on the front axle is prevented and, depending on the fill level, new liquid is delivered from the front tank early enough so that the mounted sprayer is never emptied prior to the front tank and the liquid always remains homogeneous.

The manual control also enables the transport of just fresh water to the front tank. In practical terms, the FlowControl⁺ pump additionally assists the filling procedure so that a maximum suction capacity of up to 400 l/min is possible.



- ✔ Automated liquid flow via FlowControl⁺
- 1) AMATRON 3
- 2) High capacity injectors
- 3) Switch valves for injectors
- 4) Electronic fill level indicators
- 5) FlowControl⁺ pump 200 l/min
- 6) Internal cleaning
- 7) UF spraying pump
- 8) Spray line

Handling and transport ...



... superb!



Sophisticated design for the utmost in safety

No matter whether in the yard or in the barn: there is always a safe parking place for the compact combination on its parking rollers. The system's simple handling is already convincing even after just a few hours in the field. The internal cleaning of the sprayer combination is carried out via the fresh water rinse on the UF. The additional 100 l capacity of the fresh water rinse tank allows the appropriate cleaning according to European guidelines (rinse tank capacity: min. 10 % of the tank volume).

The compact sprayer-tractor unit is favourable especially in narrow lanes with hardly any obstruction to the view thanks to the well thought out design.

The AMAZONE FT 1001 fulfils all relevant EC guidelines and standards for traffic safety.

The optional traffic light kit is necessary in cases where the traffic lights of the tractor is hidden. The covered headlights of the tractor must be duplicated on the tractor roof. The fitting on the front tank is not allowed.



Optional camera system

In difficult driving situations, such as when pulling out of road junctions, the optional camera system on the front tank and on the mounted sprayer provides better visibility, and thus more safety, to the front and the rear. The high resolution, anti-glare monitor has a backlit display and can display two cameras at the same time.

AMAZONE Service – always in the vicinity

Your satisfaction is our challenge



The satisfaction of our customers is the most important objective

For this we rely on our competent sales partners. Also for service queries, they are the reliable contact for farmers and agricultural contractors. Due to continuous training, our sales partners and service technicians are always up to date when it comes to looking after this state of the art technology.

Better to choose the original, right from the beginning

Your equipment is exposed to the most arduous of demands. The quality of AMAZONE spareparts and wearing metal offers you the reliability and safety you need for efficient soil tillage, precise sowing, professional fertilisation and successful crop protection.

Only original spareparts and wearing metal is perfectly matched to AMAZONE machinery in their functionality and durability. This ensures the optimum operational performance. Original parts at a fair price pay off in the end.

We provide you with a first-class spareparts service

The central spareparts store in our headquarters at Hasbergen-Gaste forms the basis of our world-wide spare parts logistics. This ensures the optimum availability of spareparts, even for older machines.

Parts, are available in our central spareparts store in Hasbergen-Gaste and which have been ordered up until 17 hours, are dispatched the same day. 34,000 different spareparts and wearing metal are held in our ultra-modern stores system. Daily, up to 800 orders are dispatched to our customers.

Therefore, make your decision the original!

The advantages of original spareparts and wearing metal

- ✔ Quality and reliability
- ✔ Innovation and efficiency
- ✔ Immediate availability
- ✔ High resale value of the used machine



**Choose the Original
Choose Success!**

VDMA campaign:
Pro-Original



Technical data

UF mounted sprayer and front tank FT

Model	UF 2002
Actual volume (l)	2,125
Nominal volume (l)	2,000
Working width (m)	15 – 30 with Super-S2 boom
Empty weight (kg)	1,345
Length (m)	2.00
Height (m)	2.90
Transport width (m)	2.40
Height adjustment (m)	0.50 – 2.20

Model	FT 1001, FlowControl⁺
Actual volume (l)	1,125
Nominal volume (l)	1,000
Empty weight (kg)	217
Permissible total weight (kg)	1,475

Illustrations, content and technical data are not binding! Deviations of technical data are possible depending on the equipment. The illustrations may deviate from the requirements for local road traffic regulations.





AMAZONE



AMAZONEN-WERKE H. DREYER GmbH & Co. KG
P. O. Box 51 · D-49202 Hasbergen-Gaste/Germany
Phone: +49 (0)5405 501-0 · Fax: +49 (0)5405 501-193